CAEMA Rite-Hite Standard Modular Dock™ System
Model: CVSS-S 1000

At an angle of 90° to building

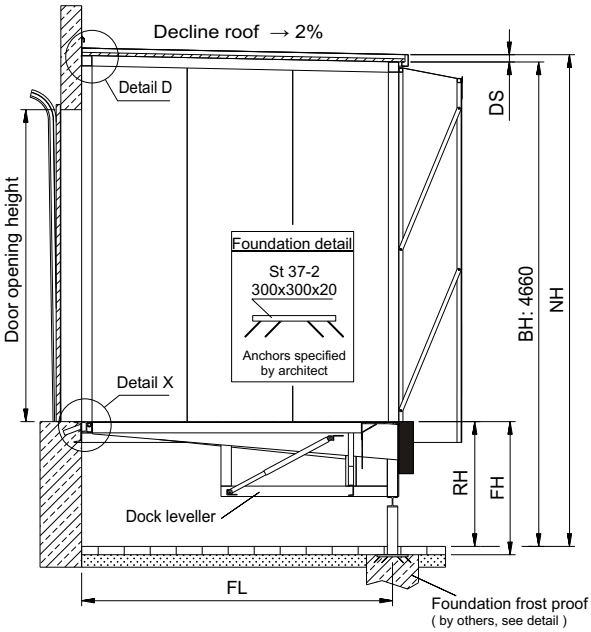

Dimensions:

Nominal width	**NB:**	3420+(2x40)	mm
Construction width	**BB:**	3420	mm
Nominal length dock leveller	**NL:**	XXXX	mm
Construction length	**BL:**	NL+50	mm
Nominal height	**NH:**	4660+70	mm
Construction height	**BH:**	4660	mm
Dock height	**RH:**	XXXX	mm
Foundation center, width	**FB:**	3320	mm
Foundation center, length	**FL:**	BL-50	mm
Foundation center, height	**FH:**	XXXX	mm
Side panel thickness	**WS:**	40	mm
Roof panel thickness	**DS:**	70	mm

Detail D
building wall / roof panel

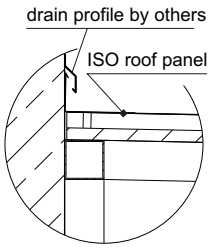

Detail X
frost line / dock leveller

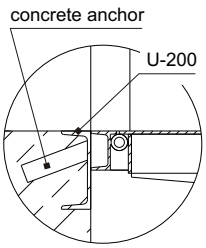

Detail W
building wall / side panel

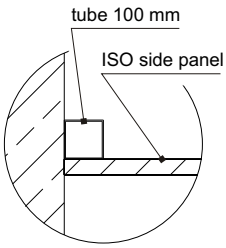

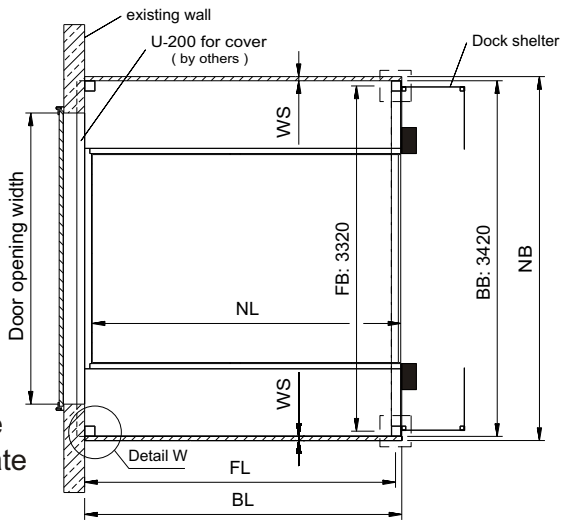

Standard Features:

Durable and heavy duty base frame construction:
- Side platforms (left and right) are constructed with same capacity as dock leveller, finished with anti-slip deck plate
- Heavy duty steel support cross beam increases stability and allows storage of trailer tailgates below dock leveller
- Steel construction painted RAL 7016

Solid side wall and roof construction:
- Constructed from zinc-plated tubular profiles 100 mm
- ISO side panels 40 mm, finish RAL 9002
- ISO roof panels D70 (70 mm), decline, finish RAL 9002
- Integrated water drain at front to divert water to both sides

To be provided by others:
- Concrete foundation to support the Modular Dock™ system
- U-200 profile cast into concrete at finished floor level
- Drain profile out bent steel (building wall / ISO roof panel)

Options:

☐ Base frame construction zinc-plated
☐ Constructed at an 30°, 45°, 60° angle to building (saw tooth)
☐ Common frame units (in a row)
☐ ISO panels in other RAL colour

Remark: Other dimensions, features and options are available on request!

CAEMA reserves the right to make product improvements without prior notice. All dimensions are in mm.

CAEMA Verladesysteme GmbH • Carl-Zeiss-Straße 3 • 34471 Volkmarsen • Germany • Tel. +49 (0)5693 9870-0 • Fax +49 (0)5693 9870-20
E-Mail: info@caema-ritehite.com • Internet: www.caema-ritehite.com